


2023 CATALOG OF DREAMS

# OUTDOOR

*living*

**UNILOCK**  
PAVERS & WALLS



“

A beautiful outdoor space should stand the test of time, every time.”

~ Ed Bryant

In 1972, our founder Ed Bryant established Unilock as a leader in the hardscape sector by introducing the ground-breaking UNI-Stone® to the North American market. From there came a steady stream of innovative products and technologies that would help elevate the industry to new heights.

From choosing the best contractor, to understanding the necessary steps to take before you start digging for installation, this catalog features a variety of useful tools to help kick-start your outdoor project. We offer an extensive line of beautiful paver and wall products that have been used to design countless beautiful spaces, from backyard patios to landmark public spaces across the continent.

Today, high-quality, design-forward Unilock products, and our partnerships with the very best installers, designers, dealers and suppliers in the industry, make us uniquely capable of helping you along in your journey to create the outdoor space of your dreams. Let's pave it forward, together.



Ed Bryant, *Unilock Founder*

**UNILOCK®**  
PAVING IT FORWARD

TABLE OF  
*Contents*



Journey in style as you discover, dream, and learn about our revolutionary Unilock products and resources.

## **6 DREAM**

---

- |           |                           |           |                      |
|-----------|---------------------------|-----------|----------------------|
| <b>8</b>  | Discover Unilock Finishes | <b>14</b> | Dream with Unilock   |
| <b>10</b> | Choose your Shape         | <b>46</b> | Unilock Best in Show |
| <b>13</b> | Unique Touches            |           |                      |

## **48 PRODUCTS**

---

- |           |                      |            |                        |
|-----------|----------------------|------------|------------------------|
| <b>50</b> | Product Categories   | <b>60</b>  | Pavers & Slabs         |
| <b>52</b> | Think Green          | <b>122</b> | Retaining Walls        |
| <b>54</b> | Unilock Technologies | <b>150</b> | Coping, Steps & Treads |

## **156 LEARN & PLAN**

---


- |            |                              |            |                     |
|------------|------------------------------|------------|---------------------|
| <b>158</b> | Project Planning Resources   | <b>166</b> | Commercial Projects |
| <b>162</b> | Finding the Right Contractor | <b>168</b> | Quality Commitment  |
| <b>164</b> | Installation 101             |            |                     |



# Dream

Begin with a dream  
of what's possible

Imagine an outdoor space where the inspired use of patterns, textures and shapes not only creates design-envy, but elevates your world in the most beautifully functional way.



# Discover Unilock Coatings

---



Feels 3x better on bare feet  
than ordinary pavers.

A special finishing process creates the ultra-smooth and silky surface texture of Comfort Step. This special technology results in a remarkably tight surface that is factory sealed to create a unique sensory experience that is velvety-smooth and cool underfoot.



Available exclusively on Elegance  
and select EnduraColor products,  
EasyClean enhances the surface color  
and provides integral stain resistance.



# Surface

## Finishes



### Exposed Granite

Marble, granite and quartz particles are embedded into the product's surface and are later exposed through additional processing methods.

SERIES™  
TRIBECA COBBLE™



### Enhanced Surface

The surface of these products is enhanced using a special process to reveal a variety of distinctive colors and textures.

ARCANA™  
SORENO™




### Antiqued

Various methods are employed to obtain this weathered, timeworn finish, but in every instance, this patina improves the appearance.

BRUSSELS BLOCK  
BRUSSELS DIMENSIONAL™  
MATTONI™

### Brushed


ARTLINE™, IL CAMPO®



Accentuated by artistically intriguing etched lines, this surface is available exclusively from Unilock.

### ColorFusion™

UMBRIANO®, ARTLINE™, U-CARA®




Color and granite particles are randomly dispersed to achieve a unique mottled surface.

# Choose your *Shape*

## SHAPING YOUR OUTDOOR PROJECT

Finding the right shape to fit your outdoor project is like placing the last puzzle piece on an exquisite work of art. It just fits! What's more, combine different shapes together to deliver a two-for-one hardscape punch that will elevate your artistic vision to new heights.



RECTANGLE  
HEX  
SQUARE  
PLANK



## What will you create?


Let your imagination run wild in the playground of Unilock paving products!

# Find your *Style*

Whether you're designing a quaint backyard refuge or an ultra-modern driveway, we have a variety of paving products that'll turn your outdoor space into a little slice of heaven.



HISTORICAL



TRADITIONAL



GEOMETRIC



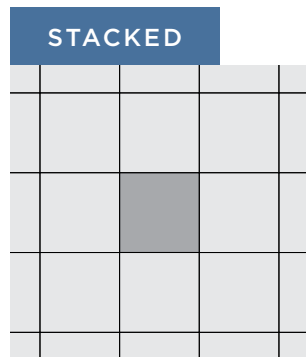
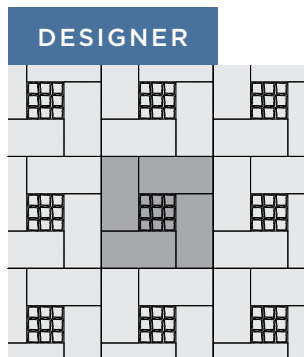
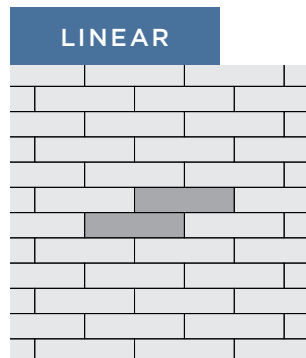
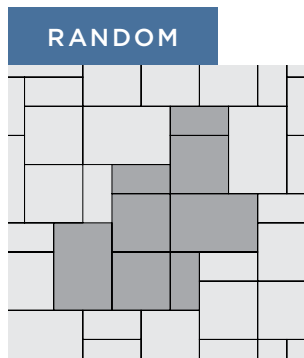


CONTEMPORARY

# Pick your Pattern

## PLAY WITH ANGLES

From herringbone to basket weave, the right angle can make all the difference! A Unilock Authorized Contractor can recommend the best laying patterns based on the products you choose.



## THINK OUTSIDE THE BOX

Distinct laying patterns can help define unique “rooms” across your outdoor space, giving you countless design options.

Visit [Unilock.com](http://Unilock.com) for laying patterns.


# Unique Touches

Let your creativity shine! Unilock border and banding options can help enhance your distinctive designs and add touches of elegance to your driveway, walkway, patio or vertical features.



Take it a step further with multiple borders, pixelated paver rugs or contrasting geometric grids.

## JOINT MATERIAL



Joint material plays an important role between pavers by keeping out weeds and other debris. However, the color you choose can also have a dramatic impact on the look of your project. Your contractor can help you decide what will work best.





**Pavers:** Arcana™ (Modena) with Mattoni™ (Dark Charcoal) accent rug

**Fire Feature, Garden Walls and Grill Island:** U-Cara® Smooth (Dark Charcoal) with Architectural Coping (Charcoal) \*excluding Grill Island countertop





This polished and sophisticated modern farmhouse features a spectacular see-through fire feature with built-in TV as a centerpiece.



**Pavers:** Treo® Smooth (Granite) with Cophorne® (Basalt) accent and Umbriano® (French Grey) Hex inlays

**Firepit:** Brussels Dimensional System™ (Limestone) with Ledgestone™ (Buff) coping

**Retaining Wall, Steps, and Vertical Features:** U-Cara® Smooth (Granite Fusion) with Ledgestone™ (Buff) coping







A curved seat wall leads to a circular fire pit, with a sizable pool deck perfect for entertaining the family.





This fire table is a happy hour haven, where guests can laugh and linger the night away.



**Pavers:** Bristol Valley® (Steel Mountain) with Cophorne® (Basalt) accent

**Grill Island:** Brussels Dimensional System™ (Sierra)

A two-level, monochromatic patio uses contrasting borders and color tones to complement the home's architecture.



**Pavers:** Beacon Hill™ Smooth (Granite Fusion) with Mattoni™ (Dark Charcoal) accent and Ledgestone™ (Buff) coping

**Walkway:** Arcana™ (Modena)





**Pavers:** Beacon Hill™ Smooth (Granite Fusion) with Beacon Hill Smooth (Ivory) and Cophorne® (Basalt) paver rug and accents

**Water Feature:** U-Cara® Umbriano® (French Grey and Midnight Sky) with Natural Stone (Stone Cliff Grey) coping





This modest pool deck makes a big splash, with a distinctive paver rug, water feature, and lighting for cozy vibes.





Richcliff® (Dawn Mist and Pebble Taupe)  
with Courtstone® (Basalt) accent and  
Ledgestone™ (Buff) step treads







This Craftsman home features the strikingly detailed riven texture of Richcliff, delivering classic elegance.



This sunken patio and adjacent grill island is a clever fusion of form and function that elevates this intimate space.



**Upper Patio Pavers:** Bristol Valley® (Steel Mountain) with Town Hall® (Basalt) accent

**Lower Patio Pavers:** Artline™ Smooth (Granite Fusion) and Artline (Granite Blend II Campo® Finish) with Town Hall (Basalt) accent

**Seat Wall, Firepit and Grill Island:** Lineo™ Dimensional Stone (Sierra) with Ledgestone™ (Buff) coping and step treads









Simple can be better!  
Wood-toned pavers  
in a herringbone pattern  
contrast with muted slab  
tones for an exquisite  
outdoor dining space.



Beacon Hill™ Smooth (Fossil) and  
Mattoni™ (Sable Blend)

**Pavers:** Beacon Hill™ Smooth (Fossil) with  
Mattoni™ (Dark Charcoal) accent

**Walls:** Lineo™ Dimensional Stone (Sierra) with  
Mattoni (Dark Charcoal) accent and Ledgestone™  
(Buff) coping and trim detail





A warm and inviting fire feature and rich earth tones create a cozy gathering space for family and friends alike.

**Pavers:** Bristol Valley® (Steel Mountain) with  
Cophorne® (Basalt) accent

**Water Feature:** Lineo™ Dimensional Stone  
(Granite) and Natural Stone (Black River) coping







A gorgeous water feature evokes tranquility, giving this linear pool deck design a touch of classy elegance.



**Pavers:** Umbriano®  
(Summer Wheat) with Town  
Hall® (Burnt Clay) accent  
and Natural Stone (Golden  
Sand) steps





Sharp angles and bold Town Hall paving borders stylishly delineate the front walkway and backyard dining space.





There are always further heights to reach, and these angular, terraced retaining walls create this next-level, intimate outdoor gathering space.

**Pavers:** Beacon Hill™ Smooth (Granite Fusion) with Mattoni™ (Granite Fusion, Sable Blend and Dark Charcoal) accents and paver rug

**Retaining Wall:** SienaEdge™ (Granite)

**Firepit:** U-Cara® Pitched (Granite Fusion) with Natural Stone (Stone Cliff Grey) coping







This backyard space is an entertainer's paradise with a complete outdoor kitchen, distinct dining, lounging, and relaxing outdoor features.



**Pavers:** Umbriano® (French Grey) with Town Hall® (Basalt) accent

**Walls:** Lineo Dimensional Stone™ (Granite)

**Fireplace:** Lineo Dimensional Stone (Granite) with Series™ (Onyx Black) accent

**Steps & Coping:** Natural Stone (Stone Cliff Grey)



**Pavers:** Beacon Hill™ Smooth  
(Granite Fusion) with Mattoni™  
(Dark Charcoal) accent

**Grill Island and Firepit:** Lineo™  
Dimensional Stone (Granite) with  
Mattoni (Dark Charcoal) accent







An L-shaped, multi-purpose outdoor kitchen with all the bells and whistles to make your chef dreams come true!







A cozy, urban vibe on two levels! Smoke the perfect brisket while your family roasts marshmallows around the fire pit.



**Pavers:** Arcana™ (Corvara)  
**Walls, Steps and Grill Island:** U-Cara® Umbriano (French Grey) with Natural Stone (Golden Sand) coping

**Pavers:** Arcana™ (Corvara) with LedgeStone™ Fullnose (Grey) pool coping

**Firepit:** Lineo™ Dimensional Stone (Granite) with LedgeStone Fullnose (Grey) coping

**Pillars:** Lineo Dimensional Stone (Granite) with LedgeStone (Grey) pillar cap





Geometric pavers and contrasting lines of turf deliver a mosaic-like appearance on this monochromatic pool deck.



## JR's Creative Landscaping **Best in Show Winner**



“We were able to accommodate every element the homeowners could have dreamed of.”

**Jim Rose**

*OWNER OF JR'S CREATIVE LANDSCAPING*

It was creativity and craftsmanship that landed JR's Creative Landscaping this stunning, multi-dimensional backyard project. In initial planning meetings, Jim Rose, owner of JR's Creative Landscaping learned that the homeowners dreamed of having a multi-purpose backyard with several outdoor "rooms" for living and entertaining. They wanted a space where they could create lifetime memories, while lending itself to larger functions as well as intimate gatherings.

Fortunately, the 4,550 square foot area gave Jim and his team a very generous canvas to work in the many elements on the homeowners'



“The pool has become Grand Central Station in our neighborhood, but the outdoor kitchen may be my favorite space.”

**Patrick Borchard**

HOMEOWNER



wish list, which included a complete outdoor kitchen with dining area, covered living room with big screen TV, seating area with a fire feature, an in-ground pool and hot tub. “We were able to accommodate every element,” says Jim. “The biggest challenge was working in the various elevations, which would add depth to the overall setting.”

The multi-dimensional design incorporated several Unilock paver styles to help define the various areas. Unilock Granito hexagon-shaped pavers were laid in the “rooms” and edged with a charcoal-colored Mattoni banding. Unilock Beacon Hill Smooth pavers were laid in a random pattern, connecting the areas and bringing cohesion to the overall design. The retaining half walls, pillars, counters and the grill island feature Unilock Brussels Dimensional with natural cut Limestone coping. The finished project far surpassed the homeowners’ expectations.

**Pavers:** Beacon Hill™ Smooth (Granite Fusion) and Granito™ Hex (Special Order) with Mattoni (Dark Charcoal) accents

**Vertical Features:** Brussels Dimensional System™ (Limestone) with Ledgestone™ (Buff) coping and pillar caps with Ledgestone Fullnose pool coping



# Products


Capture the eye with  
exclusive products

From weathered cobblestone to contemporary linear, our product selection reaches beyond the horizontal to include garden walls, pillars, steps, fire tables and fountains. Rock the look that is unmistakably you, and undeniably Unilock!






# Unilock Product Categories




## CLASSIC

Our **budget-friendly** Classic products are manufactured to exceed ASTM standards for quality and strength.



## ENDURACOLOR™

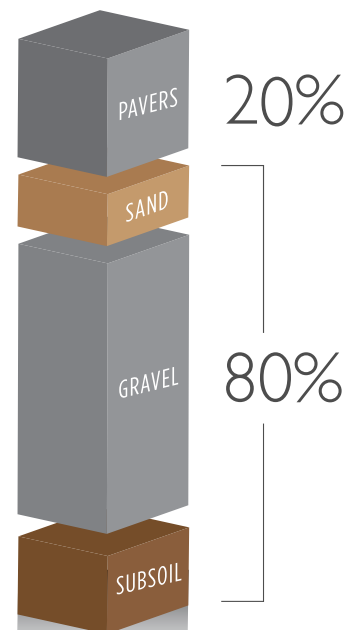
The refined look of our EnduraColor products is achieved with a two-step manufacturing process that uses concentrated color and **wear-resistant** finer aggregates to protect the surface from the appearance of fading over time.



## ELEGANCE™

Our Elegance collection offers timeless beauty with styles you can't get anywhere else. From the classic luxury of riven natural stone slabs to the timeworn look of European cobblestones, the look you purchase is **the look that will last.**

## Project Cost



Choose the product you love to get the maximum enjoyment from the investment you've made below the surface.

# Don't Compromise

Many products look great when they're first installed, but after time the difference in quality shows.

In an average project, only 20% of the overall cost comes from the paver and wall products you choose, so don't be tempted to compromise.



# Think *Green*



More and more households are implementing permeable paver projects as a sustainable, cost-effective and environmentally friendly alternative to traditional pavers.

Developed in response to growing concerns around stormwater management, permeable pavers allow rainwater to flow between the joints of pavers and back into the subsoil. This provides a dual “green” benefit: by naturally filtering out pollutants before stormwater reaches waterways, and by providing extra moisture back into surrounding plant material.

Using permeable pavers will decrease rainwater puddling on the pavement, effectively reducing the risk of ice buildup which is a benefit particularly useful on driveways.

For homeowners who live in regions where local codes require them to reduce impervious surfaces on their lot to accommodate a new landscape feature like an in-ground pool, permeable paving is a popular alternative to conventional poured-in-place concrete or asphalt.



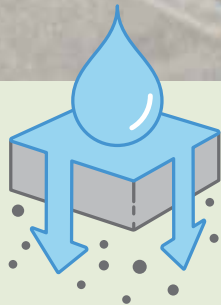
*Some homeowners install rainwater collection systems underneath their paver projects to supply water to in-ground sprinkler systems!*

# Permeable Collection

In 1991, Unilock introduced the first permeable paver to North America. Since then, we've worked to produce the most extensive collection of permeable pavers in the industry, bringing charm and aesthetic appeal to every outdoor project.

## Permeable Pavers

Special materials are used in the joints and in the permeable base below, to encourage water to flow through and reach the subsoil.



Permeable pavers look similar to traditional pavers but are designed with special spacer bars that create a wider joint.

**TOWN HALL®**



**ECO-PRIORA™**



**THORNBURY™**



**ECO-OPTILOC™**



**TRIBECA COBBLE®**



**ECO-LINE®**



**TREO® SMOOTH**



**ECO-PROMENADE®**



**PROMENADE PREMIER™**



# Ultima™

---



Only Unilock has the technology in North America to manufacture Ultima Concrete resulting in pavers **up to four times stronger** than poured concrete. With Ultima, the look you purchase is the look that will last.

Exclusive to **UNILOCK**

---

 **ELEGANCE**

Ultima Concrete is a key ingredient in the **timeless beauty** of our Elegance collection of premium pavers.


## What makes Ultima concrete so strong?

In a word, fluidity. During manufacturing, we use as little water as possible while enhancing the fluidity at the drying stage, resulting in a form that self-compacts at the chemical level. The result is an extraordinary product that is unlike anything you'll find outside of Unilock.

### **With Ultima**

---

*Unilock Town Hall pavers are built to last*



### **Without Ultima**

---

*Deteriorating brick pavers exposed to deicing salts*

# Reala™

---

When it comes to creating **realistic textures** that are indistinguishable from brick, cobblestone, or flagstone, there is no room for compromise.

Any paver meant to imitate a classic building material needs to embody its look, its feel, and its strength.

At Unilock, we've been capturing all three since 2004 with our Reala technology.



## How do we achieve a random appearance?

First, we cast a multitude of pavers from molds of actual flagstone, brick, and cobblestone. Then we randomize the casting process. With so much variation between molds, we can then ensure that any paver installation avoids repetition, no matter how large or small the project.

---

Utilizing REALA technology, a multitude of natural stone surfaces, brick and historic cobblestones are cast to create a wide variety of **authentic textures** with consistent dimensions that are more cost efficient to install.



# EasyClean™



Integral Stain Resistance



BEFORE



AFTER

Stains set for thirty minutes, then removed with damp paper towel, hand scrub brush and mild soap.

## What does this mean for stains?

Any spill that does manage to land on an EasyClean paver can be quickly and easily wiped away - no deep scrubbing or heavy cleaners needed.

Exclusive to **JNIOCK**

Unlike after-market sealers which merely coat the top, EasyClean goes beyond the surface and becomes integral to the product during manufacturing. The result is enhanced surface color, and stain resistance.

### EASYSLEEN ADVANTAGES

Pavers are pre-sealed at the factory

Enhanced resistance to weathering

Reduced dirt absorption

Stains from leaves, coffee, ketchup, mustard, wine and BBQ oils are easier to remove

See how  
it works





# ColorFusion™

---

Exclusive to **UNILOCK**

The look of natural granite is achieved when color and granite particles are randomly dispersed using proprietary ColorFusion technology to achieve a unique mottled surface.



*ColorFusion also available on our U-Cara® Multi-Face Wall System.*

---

ColorFusion is made with the same durable concrete and fortifying manufacturing processes that make Unilock pavers last for decades. Our commitment to beautiful, long-lasting hardscaping products is what built our reputation, and we honor that commitment through continued innovation.

# UNILOCK PAVER REFERENCE GUIDE

UNILOCK PAVERS	Classic	EnduraColor	Elegance	Comfort Step	EasyClean	Reala	Ultima	ColorFusion	Permeable	Vehicular
Arcana™		•			•					
Artline™		•								
Beacon Hill™ Flagstone		•								
Beacon Hill Smooth		•								
Beacon Hill Smooth 80mm		•								•
Boulevard™		•								
Bristol Valley®		•		•	•					
Brussels Block®	•									•
Camelot™	•									•
Copthorne®			•		•	•	•			•
Courtstone®			•		•	•	•			•
Eco-Line®		•							•	•
Eco-Optiloc™	•								•	•
Eco-Priora™	•								•	•
Eco-Promenade®		•							•	•
Hex™ Paver		•								•
Hollandstone™	•									•
Holland Premier™		•								•
Il Campo®		•								•
Mattoni™		•								•
Promenade™ Plank		•								•
Promenade Premier		•							•*	•
Richcliff®		•	•		•	•	•			•
Series™		•								•
Skyline™		•								
Soreno™		•		•	•					
Treo Premier™		•							•	•
Treo® Smooth®		•							•	•
Town Hall®			•		•	•	•		•	•
Tribeca Cobble™		•							•	•
Thornbury™		•							•	•
Umbriano®		•			•		•			•*
Umbriano Slabs		•			•		•			•*
Westport™	•									•

\* See product page for details.

## UNILOCK WALL REFERENCE GUIDE

UNILOCK WALLS	Classic	EnduraColor	ColorFusion	Two-Sided	Garden	Engineered
Brussels Dimensional	•			•	•	
Estate Wall™	•			•	•	
Lineo™ Dimensional	•			•	•	
Pisa™	•				•	•
Pisa XL	•				•	•
Pisa Smooth XL	•				•	•
RomanPisa™						
SienaEdge™	•			•		•
SienaStone™	•			•		•
Split'NStack™	•			•	•	
U-Cara®		•	•	•	•	•

UNILOCK STEPS	Classic	Reala	Natural
Ledgestone™		•	
SienaEdge	•		
SienaStone	•		
Natural Stone Sandstone			•
Natural Stone Limestone			•

## COPING PAIRINGS REFERENCE GUIDE

UNILOCK COPINGS	Architectural	Ledgestone	Universal	Natural Stone	Fullnose	Pisa
Brussels Dimensional	•	•	•	•	•	
Lineo Dimensional Stone	•	•		•	•	
Estate Wall	•	•		•	•	
Pisa	•	•	•	•	•	•
Pisa Smooth XL	•	•	•	•	•	•
RomanPisa	•	•	•	•	•	•
U-Cara	•	•	•	•		



Scan here to access our complete index of paver and wall products.





# Pavers & Slabs

---

From traditional shapes and textures to the most advanced technology and unique styles, the choices available in our paver collection are unrivaled in the industry.

Umbriano® (Winter Marvel) with Town Hall® (Basalt) accent



**CLASSIC**

# Brussels Block®



LIMESTONE



SANDSTONE



SIERRA

**INDIVIDUAL UNITS** DRIVE FRIENDLY

Antiqued Finish



**XL STONE**  
 $8\frac{1}{5} \times 13\frac{2}{3} \times 2\frac{3}{4}$ "  
 208 x 348 x 70mm



**STANDARD STONE**  
 $6\frac{4}{5} \times 8\frac{1}{5} \times 2\frac{3}{4}$ "  
 173 x 208 x 70mm



**HALF STONE**  
 $4\frac{1}{8} \times 6\frac{4}{5} \times 2\frac{3}{4}$ "  
 104 x 173 x 70mm

**FULLNOSE COPING**

$5\frac{7}{8} \times 11\frac{1}{5} \times 2\frac{3}{8}$ "  
 150 x 300 x 60mm

Non-antiqued coping also available see page 155.

Color selection should be chosen from actual samples.

Sandstone with Copthorne® accents



## CLASSIC

# Westport™



GRANITE




RIVER




SIERRA


**3 UNIT RANDOM BUNDLE** DRIVE FRIENDLY



LARGE RECTANGLE  
10 x 15 x 2¾"  
254 x 380 x 70mm



SQUARE  
10 x 10 x 2¾"  
254 x 254 x 70mm



RECTANGLE  
5 x 10 x 2¾"  
127 x 254 x 70mm

Color selection should be chosen from actual samples.


Granite



**CLASSIC**

Camelot™

---



GRANITE



RIVER



SIERRA

**INDIVIDUAL UNITS** DRIVE FRIENDLY

---



RECTANGLE  
 6 x 9 x 2 3/8"  
 150 x 225 x 60mm



SQUARE  
 6 x 6 x 2 3/8"  
 150 x 150 x 60mm

Color selection should be chosen from actual samples.

River





**CLASSIC**

Hollandstone™



RUSTIC RED



RIVER



SIERRA



CHARCOAL

**STANDARD** DRIVE FRIENDLY



4 x 8 x 2 3/8"  
100 x 200 x 60mm

Color selection should be chosen from actual samples.

Sierra



## CLASSIC

Eco-Priora™ 



RIVER

**INDIVIDUAL UNITS** PERMEABLE DRIVE FRIENDLY



LARGE SQUARE  
10 x 10 x 3/8"  
240 x 240 x 80mm  
SPECIAL ORDER



RECTANGLE  
5 x 10 x 3/8"  
120 x 240 x 80mm



## CLASSIC

# Eco-Optiloc™



NATURAL



RIVER

**STANDARD** PERMEABLE DRIVE FRIENDLY



10¼ x 10¼ x 3⅞"  
260 x 260 x 80mm



**ENDURACOLOR™**

Eco-Line® 

**8 UNIT RANDOM BUNDLE** PERMEABLE DRIVE FRIENDLY



3 x 9 x 4"  
84 x 237 x 100mm



3 x 11 x 4"  
84 x 277 x 100mm



3 x 12½ x 4"  
84 x 317 x 100mm



3 x 14 x 4"  
84 x 357 x 100mm



4½ x 9 x 4"  
114 x 237 x 100mm



4½ x 11 x 4"  
114 x 277 x 100mm



4½ x 12½ x 4"  
114 x 317 x 100mm



4½ x 14 x 4"  
114 x 357 x 100mm

**SPECIAL ORDER ONLY PRODUCT**

Eco-Line can be manufactured in a variety of custom **EnduraColor** and **Classic** colors and textures. Minimum quantities may apply. Please contact your Unilock® representative for more details.

Color selection should be chosen from actual samples.

Custom Color (Sycamore)



**ENDURACOLOR™**

# Eco-Promenade®

**SPECIAL ORDER ONLY PRODUCT**

Eco-Line can be manufactured in a variety of custom **EnduraColor** and **Classic** colors and textures. Minimum quantities may apply. Please contact your Unilock® representative for more details.

**INDIVIDUAL UNIT** PERMEABLE DRIVE FRIENDLY



2 7/8 x 1 1/8 x 3/8"  
76 x 300 x 100mm

Color selection should be chosen from actual samples.


Opal with Dark Charcoal accents



**ENDURACOLOR**

# Il Campo®


---



DARK CHARCOAL



MOCHA



GRANITE FUSION  
Artline Unit Bundle (See page 87)

**STANDARD** DRIVE FRIENDLY

Brushed Finish



4 x 8 x 2 3/4"  
100 x 200 x 70mm

Color selection should be chosen from actual samples.

Dark Charcoal with Richcliff® (Dawn Mist) and Brussels Block® (Sandstone)




**ENDURACOLOR™**

# Holland Premier™



DARK CHARCOAL




GRANITE FUSION



FOSSIL



IVORY **NEW**



MOCHA


**STANDARD** DRIVE FRIENDLY



4 x 8 x 2<sup>3</sup>/<sub>8</sub>"  
100 x 200 x 60mm

Color selection should be chosen from actual samples.

Fossil with Charcoal accent



Color selection should be chosen from actual samples.

Sable Blend with Beacon Hill™ Smooth (Fossil)




# Mattoni™

---

Exclusive to **UNILOCK**



COCOA BROWN



GRANITE FUSION



SABLE BLEND



DARK CHARCOAL

**STANDARD** DRIVE FRIENDLY

Antiqued Finish



$2\frac{3}{8} \times 9\frac{1}{2} \times 2\frac{3}{4}$ "  
60 x 240 x 70mm




Color selection should be chosen from actual samples.

Birch with Copthorne® (3 Color Blend) accent

# Beacon Hill™ Flagstone

---



BIRCH



GRANITE FUSION



RIVER BLEND



SIERRA



WALNUT

## 3 UNIT RANDOM BUNDLE PEDESTRIAN ONLY

---



LARGE RECTANGLE  
15 x 22½ x 2⅜"  
380 x 570 x 60mm



LARGE RECTANGLE  
15 x 22½ x 2⅜"  
380 x 570 x 60mm



SMALL RECTANGLE  
7½ x 15 x 2⅜"  
190 x 380 x 60mm



Color selection should be chosen from actual samples.

Opal with Mattoni (Dark Charcoal) accent

# Beacon Hill™ Smooth



FOSSIL



GRANITE FUSION



OPAL



TUSCANY **NEW**  
Not available in Slab

## 3 UNIT RANDOM BUNDLE PEDESTRIAN ONLY



LARGE RECTANGLE  
15 x 22½ x 2⅜"  
380 x 570 x 60mm




SQUARE  
15 x 15 x 2⅜"  
380 x 380 x 60mm



SMALL RECTANGLE  
7½ x 15 x 2⅜"  
190 x 380 x 60mm

## SLAB PEDESTRIAN ONLY



XL UNIT  
22½ x 37½ x 2⅜"  
570 x 950 x 60mm

**NEW FOR 2023**  
**80 MM RANDOM BUNDLE**  
DRIVE FRIENDLY  
Granite Fusion and Fossil only


## NEW SMALL RECTANGLE PEDESTRIAN ONLY



FOSSIL



GRANITE FUSION



DARK CHARCOAL



7½ x 15 x 2⅜"  
190 x 380 x 60mm



Color selection should be chosen from actual samples.

Steel Mountain with Copthorne® (Basalt) accent



# Bristol Valley®

Exclusive to **JNIBLOCK**



BAVARIAN BLEND



FOSSIL




STEEL MOUNTAIN


## 3 UNIT RANDOM BUNDLE PEDESTRIAN ONLY



LARGE RECTANGLE  
15 x 22½ x 2⅜"  
380 x 570 x 60mm



SQUARE  
15 x 15 x 2⅜"  
380 x 380 x 60mm



SMALL RECTANGLE  
7½ x 15 x 2⅜"  
190 x 380 x 60mm

## NEW SLAB PEDESTRIAN ONLY



XL UNIT  
22½ x 37⅜ x 2⅜"  
570 x 950 x 60mm



**ENDURACOLOR™**

# Boulevard™

---



RIVER




GRANITE FUSION



SIERRA

**3 UNIT RANDOM BUNDLE** DRIVE FRIENDLY

---



LARGE RECTANGLE  
12 x 24 x 2<sup>3</sup>/<sub>4</sub>"  
305 x 610 x 70mm



MEDIUM RECTANGLE  
12 x 18 x 2<sup>3</sup>/<sub>4</sub>"  
305 x 457 x 70mm



SQUARE  
12 x 12 x 2<sup>3</sup>/<sub>4</sub>"  
305 x 305 x 70mm

Granite Fusion with Il Campo® (Dark Charcoal) accent





**ENDURACOLOR™**

# Thornbury™



FOSSIL



SIERRA

**3 UNIT RANDOM BUNDLE** PERMEABLE DRIVE FRIENDLY



LARGE RECTANGLE  
13¾ x 16½ x 2¾"  
350 x 420 x 70mm




MEDIUM RECTANGLE  
13¾ x 8¼ x 2¾"  
350 x 210 x 70mm



SMALL RECTANGLE  
6⅞ x 8¼ x 2¾"  
173 x 210 x 70mm

Color selection should be chosen from actual samples.

Sierra with Town Hall® (Basalt) accent



Color selection should be chosen from actual samples.

Granite Fusion with Cophorne® (Basalt) accent and U-Cara® Smooth (Granite Fusion) with Ledgestone™ (Buff) coping

New

# Treo® Smooth

---



GRANITE FUSION




FOSSIL



TUSCANY

**3 UNIT RANDOM BUNDLE** PERMEABLE DRIVE FRIENDLY

---



LARGE RECTANGLE  
9¼ x 13¾ x 2⅜"  
233 x 349.5 x 60mm



SQUARE  
9¼ x 9¼ x 2⅜"  
233 x 233 x 60mm



SMALL RECTANGLE  
4⅝ x 9¼ x 2⅜"  
116.5 x 233 x 60mm



**ENDURACOLOR**

# Treo Premier

---



GRANITE FUSION



RIVER



SIERRA

**3 UNIT RANDOM BUNDLE** DRIVE FRIENDLY

---



**LARGE RECTANGLE**  
 $8\frac{7}{8} \times 13\frac{1}{4} \times 2\frac{3}{8}$ "  
 225 x 338 x 60mm



**SQUARE**  
 $8\frac{7}{8} \times 8\frac{7}{8} \times 2\frac{3}{8}$ "  
 225 x 225 x 60mm



**SMALL RECTANGLE**  
 $4\frac{1}{2} \times 8\frac{7}{8} \times 2\frac{3}{8}$ "  
 112 x 225 x 60mm

Color selection should be chosen from actual samples.

River



**ENDURACOLOR™**

Series™

---



ONYX BLACK

**INDIVIDUAL UNIT** DRIVE FRIENDLY


Exposed Granite



4 x 8 x 2 3/8"  
100 x 200 x 60mm

Color selection should be chosen from actual samples.

Onyx Black



Color selection should be chosen from actual samples.

Granite Fusion and Il Campo® Granite Fusion with Series™ (Onyx Black) accent

# Artline™

---



BIRCH



FOSSIL



GRANITE FUSION



GRANITE FUSION  
IL CAMPO FINISH

**7 UNIT RANDOM BUNDLE** DRIVE FRIENDLY

---




$4\frac{7}{8} \times 6\frac{3}{4} \times 2\frac{3}{4}$ "  
125 x 169 x 70mm




$4\frac{7}{8} \times 10\frac{3}{8} \times 2\frac{3}{4}$ "  
125 x 263 x 70mm



$4\frac{7}{8} \times 17\frac{3}{4} \times 2\frac{3}{4}$ "  
125 x 450 x 70mm




$7\frac{1}{2} \times 8\frac{7}{8} \times 2\frac{3}{4}$ "  
188 x 225 x 70mm



$7\frac{1}{2} \times 13\frac{3}{8} \times 2\frac{3}{4}$ "  
188 x 338 x 70mm



$4\frac{7}{8} \times 13\frac{3}{8} \times 2\frac{3}{4}$ "  
125 x 338 x 70mm



$7\frac{1}{2} \times 17\frac{3}{4} \times 2\frac{3}{4}$ "  
188 x 450 x 70mm



Color selection should be chosen from actual samples.

Opal Blend, Steel Grey Blend, Granite Blend and Black Granite with Beacon Hill™ Slab (Opal) walkway



# Promenade™ Plank Paver

**SPECIAL ORDER PRODUCT**  
*Minimum quantities may apply*

**SMOOTH FINISH** DRIVE FRIENDLY



OPAL BLEND




8 x 24 x 4"  
200 x 600 x 100mm



STEEL GREY BLEND



4 x 16 x 4"  
100 x 400 x 100mm



SANDSTONE 4x12 Only



4 x 12 x 4"  
100 x 300 x 100mm


**IL CAMPO FINISH** DRIVE FRIENDLY



LIGHT GREY



8 x 24 x 4"  
200 x 600 x 100mm



GRANITE BLEND



4 x 12 x 4"  
100 x 300 x 100mm



DARK CHARCOAL

Brushed Finish

**SERIES FINISH** DRIVE FRIENDLY



BLACK GRANITE



8 x 24 x 4"  
200 x 600 x 100mm



4 x 12 x 4"  
100 x 300 x 100mm

Exposed Granite



**TOP** Arctic Grey and Nordic Star

**BOTTOM** Opal and Medium Grey (Smooth), French Grey (Umbriano), Dark Charcoal and Nordic Star (Series) blend

Color selection should be chosen from actual samples.

# Promenade Premier™



4 x 12 x 3 1/8"  
100 x 300 x 80mm

**SMOOTH FINISH** DRIVE FRIENDLY



DARK CHARCOAL



MEDIUM GREY



OPAL

**UMBRIANO® FINISH** DRIVE FRIENDLY

ColorFusion™



FRENCH GREY



MIDNIGHT SKY



WINTER MARVEL

**SERIES™ FINISH** PERMEABLE DRIVE FRIENDLY

Exposed Granite



ARCTIC GREY



NORDIC STAR



**ENDURACOLOR™**

# Hex™

---




GRANITE FUSION



DARK CHARCOAL

**HEX** DRIVE FRIENDLY

---



8 x 8 x 2<sup>3</sup>/<sub>4</sub>"  
200 x 200 x 70mm

Color selection should be chosen from actual samples.

Granite Fusion and Dark Charcoal with Series™ (Onyx Black) accent



**ENDURACOLOR™**

# Tribeca Cobble™



COBALT GREY



PEPPERED GRANITE

**3 UNIT RANDOM BUNDLE** PERMEABLE DRIVE FRIENDLY

Exposed Granite



LARGE RECTANGLE  
5 1/8 x 12 x 2 3/4"  
130 x 305 x 70mm



MEDIUM RECTANGLE  
5 1/8 x 9 x 2 3/4"  
130 x 230 x 70mm



SMALL RECTANGLE  
5 1/8 x 7 x 2 3/4"  
130 x 175 x 70mm

Color selection should be chosen from actual samples.

Cobalt Grey



Color selection should be chosen from actual samples.

Winter Marvel




# Umbriano® 60mm

---


Exclusive to **JNIOCK**



FRENCH GREY



GRENADA WHITE **NEW**  
60mm only



SUMMER WHEAT




WINTER MARVEL

**3 UNIT RANDOM BUNDLE** PEDESTRIAN ONLY

**80 MM DRIVE FRIENDLY**  
**ALSO AVAILABLE**



**LARGE RECTANGLE**  
14 x 21 x 2<sup>3</sup>/<sub>8</sub>"  
360 x 540 x 60mm




**SQUARE**  
14 x 14 x 2<sup>3</sup>/<sub>8</sub>"  
360 x 360 x 60mm



**SMALL RECTANGLE**  
7 x 14 x 2<sup>3</sup>/<sub>8</sub>"  
180 x 360 x 60mm


**SLAB** PEDESTRIAN ONLY



21 x 35 x 2<sup>3</sup>/<sub>8</sub>"  
540 x 890 x 60mm  
Also available in  
Midnight Sky  
(See page 97 for color)

**HEX** PERMEABLE DRIVE FRIENDLY



**HEX**  
8 x 8 x 2<sup>3</sup>/<sub>8</sub>"  
200 x 200 x 60mm 



Color selection should be chosen from actual samples.

Summer Wheat





# Umbriano® 70mm

Exclusive to **UNILOCK**




FRENCH GREY



SUMMER WHEAT



WINTER MARVEL



MIDNIGHT SKY  
8x24 and 8x16 only

## INDIVIDUAL UNITS DRIVE FRIENDLY



12 x 24 x 2<sup>3</sup>/<sub>4</sub>"  
300 x 600 x 70mm



8 x 24 x 2<sup>3</sup>/<sub>4</sub>"  
200 x 600 x 70mm



16 x 16 x 2<sup>3</sup>/<sub>4</sub>"  
400 x 400 x 70mm




8 x 16 x 2<sup>3</sup>/<sub>4</sub>"  
200 x 400 x 70mm




**HEX**  
8 x 8 x 2<sup>3</sup>/<sub>4</sub>"  
200 x 200 x 70mm

## SLAB PEDESTRIAN ONLY



24 x 24 x 2<sup>3</sup>/<sub>4</sub>"  
600 x 600 x 70mm



Color selection should be chosen from actual samples.

Corvara with Lineo™ Dimensional Stone (Limestone) and Ledgestone™ (Grey) fullnose coping



# Arcana™

---

Exclusive to **UNILOCK**



CORVARA



AVORIO



MODENA



VIVANTO

**INDIVIDUAL UNITS** PEDESTRIAN ONLY ————— Enhanced Surface



24 x 24 x 2"  
606 x 606 x 50mm



18 x 24 x 2"  
453 x 606 x 50mm




12 x 24 x 2"  
301 x 606 x 50mm



**ENDURACOLOR™**

# Skyline™

---



SILVER GREY



CHAMOIS

Perfect for roof decks  
and other raised  
floor applications.

**SLAB** PEDESTRIAN ONLY

---



$23\frac{3}{8} \times 23\frac{3}{8} \times 2"$   
606 x 606 x 50mm



**Unilock Pedestal System**  
Contact your local Unilock  
Rep for more information.

Color selection should be chosen from actual samples.

Silver Grey and Chamois



**ENDURACOLOR™**

 **comfort step™**  
Ultra-smooth surface texture

 **EasyClean™**  
Factory sealed for integral stain resistance

# Soreno™ **New**



Exclusive to **JNIBLOCK®**



LIGHT GRANITE **NEW**



TOSCANA BEIGE **NEW**

**SPECIAL ORDER PRODUCT**  
*Minimum quantities may apply*

**SLAB** PEDESTRIAN ONLY

Enhanced Surface



16 x 32 x 2"  
40 7x 813 x 50mm

Color selection should be chosen from actual samples.

Light Granite



**TOP** Indian Coast

**LEFT** Stone Cliff Grey

**RIGHT** Black River with Lineo Dimensional Stone (Granite Fusion) wall

Color selection should be chosen from actual samples.

# Natural Stone

---

Suitable for pool decks, wood decks, patios, entrances and concrete overlays.



AUTUMN HARVEST SANDSTONE



GOLDEN SAND SANDSTONE



INDIAN COAST SANDSTONE



IVORY SAND SANDSTONE



STONE CLIFF GREY SANDSTONE



BLACK RIVER LIMESTONE



WINTER MIST LIMESTONE

## 4 UNIT RANDOM BUNDLE PEDESTRIAN ONLY



12 x 24 x 7/8"  
300 x 600 x 22mm



18 x 24 x 7/8"  
450 x 600 x 22mm



24 x 24 x 7/8"  
600 x 600 x 22mm



24 x 36 x 7/8"  
600 x 900 x 22mm

PAGE 154 FOR  
STEPS & COPING

# Porcelain Tile

---



Suitable for pool decks, wood decks, patios, entrances and concrete overlays.


Please contact your contractor or a local Unilock Authorized Dealer for more information and availability.

## 24 x 24 PEDESTRIAN ONLY

---




GOTHAM GREY




GOTHAM NERO



GOTHAM BIANCO



TRAVSTONE GREY



TRAVSTONE BEIGE



CHAMONIX GREY



CHAMONIX DARK GREY



CHAMONIX BEIGE



CHAMONIX BIANCO



WEST 57TH GREY



WEST 57TH BIANCO




$23\frac{5}{8} \times 23\frac{5}{8} \times \frac{3}{4}$ "  
600 x 600 x 20mm

## 16 x 48 PEDESTRIAN ONLY

---



MONTEVERDE BEIGE



MONTEVERDE GREY



MONTEVERDE NOCE



$16 \times 48 \times \frac{3}{4}$ "  
400 x 1200 x 20mm






Gotham Bianco

**16 x 32 PEDESTRIAN ONLY**



ARBOR BIANCO



TRAVSTONE BEIGE



TRAVSTONE GREY



QUARTZITE SAND



QUARTZITE GREY



QUARTZITE DARK GREY




QUARTZITE BIANCO



15<sup>3</sup>/<sub>4</sub> x 31<sup>1</sup>/<sub>2</sub> x <sup>3</sup>/<sub>4</sub>"  
400 x 800 x 20mm

**3 UNIT RANDOM BUNDLE PEDESTRIAN ONLY**



TRAVSTONE BEIGE



GOTHAM GREY




12 x 12 x <sup>7</sup>/<sub>8</sub>"  
300 x 300 x 22mm



12 x 24 x <sup>7</sup>/<sub>8</sub>"  
300 x 600 x 22mm



24 x 24 x <sup>7</sup>/<sub>8</sub>"  
600 x 600 x 22mm



# Richcliff®


EXCLUSIVE TO **JNIOCK**

Inspired by the texture of natural cut flagstone, Richcliff offers superior durability and timeless appeal ideal for driveways, patios, walkways and commercial projects.

A multitude of stone textures were cast using Reala™ Technology, to ensure that finished projects will have a completely random and natural appearance. And unlike natural stone, which can crack, split and fade, Richcliff is virtually indestructible.

 **ELEGANCE™**





Color selection should be chosen from actual samples.

Dawn Mist



ULTIMA™

Up to 4x stronger than poured-in-place concrete

REALA™

Cast from natural stone

EasyClean™  
Factory sealed for integral stain resistance



RICHCLIFF

# Richcliff®

Exclusive to **UNILOCK**



DAWN MIST



PEBBLE TAUPE



PEBBLE TAUPE / DAWN MIST  
Blended on Site

**3 UNIT RANDOM BUNDLE** DRIVE FRIENDLY



RECTANGLE  
12 x 9 x 2 3/8"  
300 x 226 x 60mm



SQUARE  
9 x 9 x 2 3/8"  
226 x 226 x 60mm



SMALL RECTANGLE  
6 x 9 x 2 3/8"  
150 x 226 x 60mm



# Courtstone®

EXCLUSIVE TO **JNIOCK**

The polished look of Courtstone brings a luxurious, old-world elegance, with Ultima™ Concrete Technology providing up to four times the strength of conventional poured concrete.

The unique shapes of Courtstone are cast from real European cobblestones using Reala™ Technology, but manufactured with a consistent base for efficient installation and superior interlock.

 **ELEGANCE™**





Color selection should be chosen from actual samples.

Basalt





ULTIMA™

Up to 4x stronger than poured-in-place concrete

REALA™

Cast from historical cobblestones

 **EasyClean™**  
Factory sealed for integral stain resistance



COURTSTONE

# Courtstone®

Exclusive to **UNILOCK**



BASALT

## 5 UNIT RANDOM BUNDLE DRIVE FRIENDLY



XL RECTANGLE  
5 1/8 x 8 3/8 x 2 3/8"  
130 x 215 x 60mm



LARGE RECTANGLE  
5 1/8 x 7 1/4 x 2 3/8"  
130 x 185 x 60mm



RECTANGLE  
5 1/8 x 6 1/2 x 2 3/8"  
130 x 165 x 60mm



SMALL RECTANGLE  
5 1/8 x 5 3/4 x 2 3/8"  
130 x 145 x 60mm



SQUARE  
5 1/8 x 5 1/8 x 2 3/8"  
130 x 130 x 60mm



# Town Hall<sup>®</sup>

EXCLUSIVE TO **JNIOLOCK**

Modeled after historic North American clay street pavers, Town Hall is perfect for any traditional or permeable applications. The rich colors and classic shape also make it a popular border or accent paver.

Town Hall textures were cast from a multitude of different surfaces using Reala™ Technology, for a vintage, streetscape charm that stands the test of time.

 **ELEGANCE**





Color selection should be chosen from actual samples.

Basalt



ULTIMA™

Up to 4x stronger than poured-in-place concrete

REALA™

Cast from historical brick

 **EasyClean™**  
Factory sealed for integral stain resistance



TOWN HALL

# Town Hall®

Exclusive to **UNILOCK**



BURGUNDY RED



BURNT CLAY



OLD OAK



3 COLOR BLEND Blended on Site



BASALT

**STANDARD** PERMEABLE DRIVE FRIENDLY



4 x 9¾ x 2¾"  
100 x 250 x 70mm



Color selection should be chosen from actual samples.

# Copthorne®

EXCLUSIVE TO **JNIOCK**

Inspired by the rich color and timeworn beauty of European street pavers, Copthorne offers more delicate dimensions than Town Hall. These proportions make it possible to design curved walkways and borders without the need for cutting.

Cast using Reala Technology for an authentic surface appearance, and Ultima Concrete Technology to deliver up to four times the strength of conventional poured concrete, Copthorne offers timeless beauty.

 **ELEGANCE™**





Color selection should be chosen from actual samples.

3 Color Blend with Richcliff® (Dawn Mist)





ULTIMA™

Up to 4x stronger than poured-in-place concrete

REALA™

Cast from historical brick

 **EasyClean™**  
Factory sealed for integral stain resistance



COPTHORNE

# Copthorne®

Exclusive to **UNILOCK**



BURGUNDY RED



BURNT CLAY



OLD OAK



3 COLOR BLEND Blended on Site



BASALT

**STANDARD** DRIVE FRIENDLY



2 1/2 x 7 7/8 x 2 3/8"  
65 x 200 x 60mm





# Retaining Walls & Vertical Features

---

Unlimited creative possibilities exist for retaining soil or building vertical features like grill islands and firepits. Now the durability of EnduraColor™ is available, thanks to our U-Cara® Fascia Panels.

**Pavers:** Treo® Smooth (Granite Fusion) with Copthorne® (Basalt) accent  
**Wall:** U-Cara® Wall Mount System with U-Cara Smooth Fascia Panels (Granite Fusion)



**TOP** Fossil Pitched with Fossil Smooth backsplash and Beacon Hill™ Flagstone pavers

**LEFT** Umbriano® French Grey with Natural Stone Coping

**RIGHT** Granite Smooth with Series™ Onyx Black accent and Arcana™ slabs



U-Cara received the "red dot" award for high design quality and innovation.

# U-Cara® Multi-Face Wall System


This patented wall system, exclusive to Unilock, represents a revolution in wall design. With U-Cara it's now possible to design walls, pillars, planters, fire features, grill islands and more, with the refined surface and long-lasting color of exclusive Unilock EnduraColor finishes.

## FASCIA PANELS


### SMOOTH PANEL



GRANITE FUSION



FOSSIL



DARK CHARCOAL

### PITCHED PANEL



GRANITE FUSION



FOSSIL

### UMBRIANO PANEL




FRENCH GREY



SUMMER WHEAT



WINTER MARVEL




MIDNIGHT SKY

### SERIES 3" PANEL



ONYX BLACK



**TOP** Granite Pitched with Beacon Hill™ Smooth (Granite) slabs

**LEFT** Granite Pitched with Umbriano® Midnight Sky accent and Natural Stone coping

**RIGHT** Granite Pitched with Umbriano French Grey and Mattoni™ (Dark Charcoal) accents

Color selection should be chosen from actual samples.

# U-Cara® Multi-Face Wall System

## 1 BASE UNIT



### UNIVERSAL BASE UNIT

19 x 14 x 2"  
482 x 355 x 55mm

## 2 BACKER BLOCKS



SURETRACK  
STANDARD  
6 x 8 x 6"  
150 x 200 x 150mm



SURETRACK  
LARGE BACKER CORNER/PILLAR  
6 x 7 x 12"  
150 x 175 x 300mm



SURETRACK  
CORNER INSERT  
L = 2"  
50mm

## 3 FASCIA PANELS

### 6" STANDARD FASCIA



6 x 18½ x 2¾"  
150 x 466 x 60mm

### 3" SERIES PANEL



3 x 9¼ x 2¾"  
75 x 233 x 60mm

### 2 UNIT CORNER BUNDLE



CLOSED-END  
FASCIA PANEL  
6 x 21 x 2¾"  
150 x 533 x 60mm




STANDARD FASCIA  
HALF PANEL  
6 x 9¼ x 2¾"  
150 x 233 x 60mm

## 4 FASCIA PANEL STYLES



SMOOTH



PITCHED




UMBRIANO



SERIES

## 5 COPING



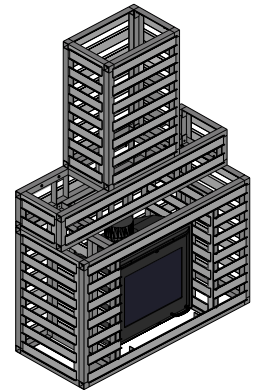
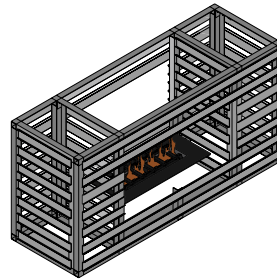

**UNIVERSAL**  
14 x 19 x 2¾"  
355 x 482 x 70mm

SEE PAGE 152-155 FOR  
MORE COPING OPTIONS

# U-Cara® Modular System

---

Our U-Cara Modular System offers a variety of aluminium frames that can be mixed and matched to construct vertical features like grill islands, fire features and pillars.



Speak to your contractor to select a design and a U-Cara fascia panel finish to suit your project.



# U-Cara® Wall Mount System

---

The U-Cara Wall Mount System allows you to put the finishing touches on your project by cladding existing structures with U-Cara fascia panels.

**Create matching vertical features with the U-Cara Modular System to complete your cohesive design.**



Ideal for garden sheds, wing walls, exposed foundation, existing steps or concrete and wood substrates.



**TOP** Granite with Richcliff® (Dawn Mist) pavers

**LEFT** Sierra with Artline™ (Fossil) pavers

**RIGHT** Granite with Series™ (Onyx Black) accent and LedgeStone™ Pillar Cap (Grey)

Color selection should be chosen from actual samples.

# CLASSIC

## Lineo™ Dimensional Stone

---



GRANITE




FIELDSTONE **NEW**




SIERRA

### 4 UNIT RANDOM BUNDLE


---




4 x 24 x 8"  
100 x 600 x 200mm




4 x 20 x 8"  
100 x 500 x 200mm



4 x 16 x 8"  
100 x 400 x 200mm



4 x 12 x 8"  
100 x 300 x 200mm



**PILLAR / CORNER**  
4 x 12 x 8"  
100 x 300 x 200mm



**UNIVERSAL  
BASE UNIT**  
19 x 14 x 2"  
482 x 355 x 55mm



**ARCHITECTURAL  
PILLAR CAP**  
28 x 28 x 3"  
711 x 711 x 75mm



**TOP** River with Copthorne® (Basalt) accent Paver: Beacon Hill™ Flagstone (River Blend)

**LEFT** Sierra with LedgeStone™ Fullnose (Buff) coping


**RIGHT** River with LedgeStone (Buff) coping

Color selection should be chosen from actual samples.

# CLASSIC

## Estate Wall™

---



GRANITE



RIVER



SIERRA

### 3 UNIT RANDOM BUNDLE

---



**LARGE UNIT**  
9 x 16 x 6"  
230 x 380 x 150mm



**MEDIUM UNIT**  
9 x 12 x 6"  
230 x 320 x 150mm



**SMALL UNIT**  
9 x 9 x 6"  
230 x 230 x 150mm



**CORNER**  
9 x 12½ x 6"  
230 x 320 x 150mm



**UNIVERSAL BASE UNIT**  
19 x 14 x 2"  
482 x 355 x 55mm



**TOP** Sandstone with Series™ (Onyx Black) accent and Brussels Block® (Sandstone) pavers

**LEFT** Sierra with Bristol Valley® (Steel Mountain) and Copthorne® (Basalt) accent pavers

**RIGHT** Sandstone with Brussels Fullnose™ (Sandstone) coping with Copthorne® (3 Color Blend) accent

Color selection should be chosen from actual samples.

## CLASSIC

# Brussels Dimensional System™



RIVER



SANDSTONE



SIERRA



LIMESTONE

DARK CHARCOAL **NEW**  
Standard only

Antiqued Finish



**STANDARD**  
12 x 4 x 8"  
300 x 100 x 200mm



**SMALL TAPERED**  
9 x 3<sup>7</sup>/<sub>8</sub> x 7<sup>7</sup>/<sub>8</sub>"  
229 x 100 x 200mm



**UNIVERSAL BASE UNIT**  
19 x 14 x 2"  
482 x 355 x 55mm

### SUNSET FIREPIT KITS

Round



Square



Round and Square fire pit inserts sold separately.  
See page 145 for additional information.

# Dimensional Smooth™




SANDSTONE



LIMESTONE



DARK CHARCOAL



**STANDARD**  
12 x 4 x 8"  
300 x 100 x 200mm



**UNIVERSAL BASE UNIT**  
19 x 14 x 2"  
482 x 355 x 55mm



## CLASSIC

# Pisa™

---



GRANITE



RIVER



SIERRA



**STANDARD**  
8 x 12 x 6"  
200 x 300 x 150mm



**TAPERED**  
8 x 12 x 6"  
200 x 300 x 150mm



**CORNER**  
12 x 6 x 8"  
300 x 150 x 200mm



**COPING**  
12 x 12 x 3"  
300 x 300 x 75mm



**UNIVERSAL BASE UNIT**  
14 x 19 x 2"  
355 x 482 x 55mm

Color selection should be chosen from actual samples.

Sierra





**CLASSIC**

Pisa™ XL



GRANITE



RIVER



SIERRA



**XL UNIT**  
12 x 16 x 6"  
300 x 400 x 150 mm



**CORNER**  
12 x 6 x 8"  
300 x 150 x 200mm



**COPING**  
12 x 12 x 3"  
300 x 300 x 75mm



**UNIVERSAL BASE UNIT**  
14 x 19 x 2"  
355 x 482 x 55mm

Color selection should be chosen from actual samples.

Granite



**CLASSIC**

**New**

# Pisa™ Smooth XL


---




GRANITE **NEW**




FIELDSTONE **NEW**



**XL TAPERED**  
 $15\frac{3}{4} \times 11\frac{7}{8} \times 5\frac{7}{8}$ "  
 400 x 300 x 150 mm



**COPING**  
 $15\frac{3}{4} \times 12\frac{3}{4} \times 3$ "  
 400 x 325 x 75 mm



**CORNER**  
 $15\frac{3}{4} \times 7\frac{7}{8} \times 5\frac{7}{8}$ "  
 400 x 200 x 150 mm

Color selection should be chosen from actual samples.

Granite



## CLASSIC

# SienaEdge™



GRANITE

*NOTE: Coping Unit can also act as a closed end unit with the unique patented locking mechanism.*



**STANDARD / CORNER UNIT**  
11½ x 39 x 7"  
290 x 1000 x 180mm



**COPING**  
11½ x 39 x 7"  
290 x 1000 x 180mm

Color selection should be chosen from actual samples.



## CLASSIC

# SienaStone™




NATURAL

### SPECIAL ORDER

**SPECIAL ORDER PRODUCT**  
*Minimum quantities may apply*



**STANDARD 925**  
 36½ x 39 x 7¼"  
 925 x 1000 x 185mm




**STANDARD 333**  
 13½ x 39 x 7¼"  
 330 x 1000 x 185 mm

### STOCK UNITS



**COPING**  
 20 x 39 x 7¼"  
 500 x 1000 x 185mm



**STANDARD 500**  
 20 x 39 x 7¼"  
 500 x 1000 x 185mm



**CORNER 90° (LEFT & RIGHT)**  
 20 x 39 x 7¼"  
 500 x 1000 x 185mm

Color selection should be chosen from actual samples.



**CLASSIC**

# RomanPisa™



GRANITE



RIVER



SIERRA



**STANDARD**  
8 x 12 x 6"  
200 x 300 x 150mm



**CORNER**  
8 x 12 x 6"  
200 x 300 x 150mm



**TAPERED**  
8 x 12 x 6"  
200 x 300 x 150mm



**PISA COPING**  
12 x 12 x 3"  
300 x 300 x 75mm



**LEDGESTONE COPING**  
12 x 24 x 2 3/4"  
305 x 610 x 70mm

Color selection should be chosen from actual samples.



**CLASSIC**

# Split'N Stack™

---



GRANITE




RIVER



SIERRA

**WEDGE UNIT**



8 x 8 x 4"  
200 x 200 x 100mm

Color selection should be chosen from actual samples.



**CLASSIC**

# RomanStack™

---



GRANITE



RIVER



SIERRA

**WEDGE UNIT**



8 x 8 x 4"  
200 x 200 x 100mm


Color selection should be chosen from actual samples.

River

# Firepits and Fire Features

---

Imagine flames crackling on a cool night, curling up under the stars with friends and family, and sipping a warm cup of hot chocolate. Soak up that sense of bliss from your backyard with a Unilock firepit!







U-Cara

### HEAT DAMAGE PREVENTION

To ensure a long-lasting fire feature, direct exposure to extreme heat from an open flame should be avoided. Always construct fire features with a protective heat barrier such as a metal insert, refractory blocks or approved firebrick to prevent potential heat damage.

**NOTE:** Large fires and extreme heat are detrimental to concrete.

## SUNSET FIREPIT KIT



Square shape also available.

### FIREPIT INSERT

Firepit kit comes with a firepit insert (sold separately) that fits securely into the firepit.

### PRE-BUILT ELEMENTS



**TUSCANY**

**BARCELONA**  
SPECIAL ORDER

Pre-built elements are constructed of Brussels Dimensional System™ with Copthorne® or Umbriano® accents. Speak to your contractor for more information.

# Outdoor Kitchens

---

There's nothing more fun than cooking al fresco. An outdoor kitchen is an entire, defined space dedicated to preparing meals among family and friends, but with a much livelier backdrop!



Learn about things to consider when designing your outdoor kitchen.





## Design Considerations

Think about how you'll use the space, the outdoor appliances you need, the best location for a kitchen in your yard, and how it will weather in the elements over time.





From a practical side, an outdoor kitchen is an extension of your home's living and entertaining space, allowing you to make the most of your backyard.

# Water Features & Pillars

---

From fountains and ponds, to waterfalls and custom water features, these soothing additions are a popular way to enhance your landscape design.



Elevate your outdoor space to new heights by incorporating pillars into your design. With varying heights and functions, pillars create a sense of permanence and strength while also adding visual flair. Take it a step further by incorporating landscape lighting into your pillars to set the mood at night.


# Creative Ideas

---

The versatility of Unilock products provides a playground for your imagination. From mixing patterns and colors to create a custom sports court, to utilizing Unilock wall systems to beautify a utilitarian window well, the possibilities are endless!



This small storage area becomes a thing of beauty, paved with Unilock Beacon Hill™ Smooth and Universal Coping treads.







# Steps, Treads, Coping & Caps

---

From classic, fullnose shapes to pitched-face edges, our steps, treads and coping offer a wide variety of choices for the finishing touch on your project.

U-Cara® Pitched (Granite Fusion) with Universal Coping (Dark Charcoal)

# Ledgestone™

## Steps, Coping & Pillar Cap

REALA™  
Cast from natural stone



BUFF



GREY



**48" STEP**  
24 x 48 x 5 7/8"  
610 x 1220 x 150mm



**LARGE COPING**  
13 1/2 x 30 x 2 3/4"  
343 x 762 x 70mm



**COPING**  
12 x 24 x 2 3/4"  
305 x 610 x 70mm



**LARGE CLOSED END COPING**  
13 1/2 x 30 x 2 3/4"  
343 x 762 x 70mm



**CLOSED END COPING**  
12 x 24 x 2 3/4"  
305 x 610 x 70mm



**24" PILLAR CAP**  
24 x 24 x 4"  
610 x 610 x 100mm



**FULLNOSE COPING**  
12 x 24 x 2 3/8"  
305 x 610 x 60mm

**28" PILLAR CAP**  
28 1/2 x 28 1/2 x 4"  
740 x 740 x 100mm






# Umbriano® Coping

**NEW**



FRENCH GREY



MIDNIGHT SKY



SUMMER WHEAT



WINTER MARVEL



GRENADA WHITE



**CHAMFERED**

14 x 24 x 2<sup>3</sup>/<sub>8</sub>"  
360 x 600 x 60mm



**BULLNOSE**

14 x 24 x 2<sup>3</sup>/<sub>8</sub>"  
360 x 600 x 60mm

**ENDURACOLOR™**




# Architectural Coping & Pillar Cap



BUFF



CHARCOAL



**COPING**

24 x 14 x 2<sup>3</sup>/<sub>8</sub>"  
609 x 355 x 60mm



**PILLAR CAP**

28 x 28 x 3"  
711 x 711 x 75mm

**ENDURACOLOR™**



# Natural Stone

## Coping, Step & Pillar Cap



AUTUMN HARVEST  
SANDSTONE



INDIAN COAST  
SANDSTONE



IVORY SAND  
SANDSTONE



STONE CLIFF GREY  
SANDSTONE



BLACK RIVER  
LIMESTONE



WINTER MIST  
LIMESTONE  
36" (3') length coping only



**NATURAL EDGE**  
48 x 12 x 2"  
1200 x 300 x 50mm



**FULLNOSE EDGE**  
48 x 12 x 2"  
1200 x 300 x 50mm



**24" PILLAR CAP**  
24 x 24 x 2 1/2"  
600 x 600 x 65mm




**4' LENGTH**  
16 x 47 1/4 x 6"  
410 x 1200 x 150mm

# Universal Coping



DARK CHARCOAL

**ENDURACOLOR™**



14 x 19 x 2 3/4"  
360 x 480 x 70mm

# SienaStone™



GRANITE



NATURAL



**STEP**  
20 x 48" x 7 1/4"  
500 x 1200 x 185mm

# Fullnose™ & Double Fullnose Coping

AVAILABLE IN BOTH ANTIQUED AND CLASSIC FINISH



LIMESTONE



SIERRA



SANDSTONE



DARK CHARCOAL

## STANDARD

6 x 12 x 2<sup>3</sup>/<sub>4</sub>"  
150 x 300 x 70mm



## DOUBLE FULLNOSE

6 x 12 x 2<sup>3</sup>/<sub>4</sub>"  
150 x 300 x 70mm



# Pisa™ 12" Coping



GRANITE



RIVER



SIERRA



12 x 12 x 3"  
300 x 300 x 75mm





# Learn & Plan

Nothing ventured, nothing gained! Transform your hardscape ideas into bold, thrilling reality with the right help, knowledge and preparation. Unilock has the experts, the plans and the tools you need to succeed!





# UNILOCK Outdoor Idea Center

## See

An expansive display of Unilock products in a life-size outdoor setting

## Talk

To our knowledgeable staff and we'll help you create a plan to achieve the outdoor space you're dreaming about.

## Take

**FREE samples** of Unilock paver and wall products home with you.



*Come visit us in Rittman or Cincinnati*



Scan here for more information and a 3D virtual tour!

*Please feel free to walk around and browse our Outdoor Idea Center at any time. Call 1-800-UNILOCK or visit [Unilock.com](http://Unilock.com) for more details and staff hours.*



**Rittman Location** 12560 Sheets Road Rittman, OH 44270  
**Cincinnati Location** 8600 Southwest Parkway Harrison, OH 45030



**U**VISION®  
— 3D LANDSCAPE CREATOR —



**3D Rendering** Created with Uvision® 3D Design Software



**Finished Project**

While there are many contractors and designers who still prefer to draw by hand, more and more plans today are being created digitally and in 3D.

If you're having trouble imagining what your project will look like when it's complete, a 3D design can really help.

Speak to your contractor about how 3D design can help you visualize the possibilities for your project!

Connect with us online or by phone to find a qualified contractor who can prepare a 3D design for your project!

Your one-stop shop for a wide variety of resources to help you kick-start your hardscape project, the Unilock way!

# Resources at **Unilock.com**

---

Throughout your project journey we know you'll have lots of questions, and our website has answers. From the hundreds of topics covered in our Knowledge Center, to design advice and inspiration, we're here to help far beyond your selection of Unilock products. We can even help you connect with a local installation contractor you can trust. Connect with us online or at 1-800-UNILOCK.



Knowledge  
Center



Design  
Advice



Unilock  
Authorized  
Contractors



Frequently  
Asked Questions





# Protect your Investment

---

Learn how to take care of your Unilock products to ensure that they stay beautiful and functional for years to come.



## Spring

While the majority of Unilock products require little maintenance, there are a number of preventative steps that can be performed each spring to ensure that your project keeps its pristine appearance throughout patio season.

Examine for “creep” – this is where pavers push out as a result of winter stress, traffic or edge restraint failure – as well as dips, deformations or stains. Should you discover any of these problems, they are fixable; speak to your contractor or reach out to us for solutions. Wash your paver surface with a simple soap and water solution and top up jointing material if necessary.

## Fall

While the leaves changing colors in the fall is a beautiful sight, the stains they leave behind on pavers can be an eyesore. Clean any debris, and remove any planters, barbecues or furniture that may leave behind rust marks.

## Winter

Metal blades on plows or shovels may scratch the surface of your pavers. It is recommended you use plastic shovels or protective plastic blades on your plows or snow blowers. Although Unilock products are resistant to de-icing salt, it is strongly advised to use calcium-based products or rock salt (sodium chloride) to melt ice.

**Note:** Avoid magnesium-based de-icing products as they are very aggressive and may cause damage to the surface of pavers.

---

### STOP WEEDS BEFORE THEY TAKE ROOT

Weeds cannot grow in the soil directly beneath your pavers when a good base is placed. However, it is possible for dirt and weed seeds to blow in from the surrounding area and germinate if the joints are not kept full with jointing material.

**IN THE PAST** - Basic sand was the only jointing material available. Rain would erode the sand if it wasn't replaced frequently, leaving parts open to vegetation growth.

**TODAY** - There are new types of sand-stabilizing compounds and polymeric jointing materials that relieve homeowners of this maintenance worry.

# Finding the *Right* Fit

Even the best materials can be spoiled by subpar installation and craftsmanship, which is why choosing the right contractor for the job is the most crucial decision for your project. Remember that the cheapest quote is rarely the best option, so make sure to ask the right questions.



## NEED HELP FINDING A QUALIFIED CONTRACTOR?

Unilock Authorized Contractors have met our exacting standards for installation methods and business practices. Connect with us online, by phone or at one of our locations and we'll be happy to connect you with a contractor in your area who is guaranteed to do the job right.



Register online at [Unilock.com](https://Unilock.com) and we'll match you with a Unilock Authorized Contractor in your area.



# 8 Tips for Choosing a Contractor



## 1 WORKMANSHIP

Ask to see completed projects from more than two years ago to see how their work holds up.

Are the curves of the project cut in a way that minimizes large gaps? Are small or awkward cuts minimized?

Have edge restraints been used and are they still in place?

How long does the contractor guarantee their work?

Has there been a warranty claim filed against the company in the past two years?

## 2 SUB-CONTRACTING

Some contractors will hire other companies to perform parts of the work, like lighting and irrigation. Be sure to ask how these sub-contractors will be managed or vetted.



Scan here for a Project Planning Guide and helpful Contractor Checklist.

## 3 EXPERIENCE

How long has the contractor been installing pavers and walls?

Has the contractor installed projects in the past with the features you're considering?

## 4 PREPARATION

What are the contractor's base preparation methods?

What materials are used and why?

Is there a standard procedure for base preparation or will the contractor assess your site's unique needs?

## 5 SCHEDULE

How far in advance are projects being booked and how long might your project take?

What are the contractor's payment terms?

Do they require a deposit upfront to secure the timing of the project?

## 6 DOCUMENTATION

Does the contractor have the proper licensing for their work?

Does the contractor have liability insurance and are employees covered by Workers Compensation?

Will permits be required for the job and if so, who is responsible to secure them?

## 7 COMPATIBILITY

Do you like this contractor? Can you trust them? Can you easily communicate and understand each other?

Will the person you're meeting be on site throughout the project or will someone else be your day-to-day point of contact?

Contact references to help understand how your contractor will operate throughout a project.

## 8 DESIGN

Do they offer a design service? What is the cost for this?

Do they offer hand-drawn or 3D-rendered concept designs?

Are the contractor's designs something you would like for your project?

# Time to Break Ground

---



## 1 EXCAVATION

All outdoor projects should begin with the removal of grass and topsoil. The depth will be determined by two things:

1. **Soil Type** - Sandier soil requires less excavation than clay-based soil.
2. **Use** - Patios and walkways, which take lighter loads should require less excavation than driveways and retaining walls, which require deeper excavation.

*Depth of excavation can be reduced significantly if a layer of DriveGrid is placed at the bottom of the excavation before gravel gets placed. Loose subsoil should always be compacted prior to installing DriveGrid and gravel.*



Learn about frequently used terms in the hardscape industry.

## 2 GRAVEL BASE

A gravel base will be poured into the excavated area. Ideally, this gravel base will need to be:

- > **Strong enough** to support the weight of anything placed on the surface.
- > **Free draining** to allow water to escape the base and enter the subsoil. A perforated drain pipe in the gravel base may be necessary for retaining walls in order to direct water away from the wall's base.
- > **Extended** at least six inches beyond the finished paver surface's edges.
- > **Compacted** in several layers, using the proper equipment.

## 3 BEDDING LAYER

On top of the firm gravel base, a 1" (25mm) layer of sand or tiny stone chips is spread out and smoothed. This layer enables the levelling or sloping of paver or wall units for drainage and smoothness.

Some contractors may recommend a poured concrete surface over a standard bedding layer, which is acceptable if the concrete is carefully poured and rests on a solid, well-drained base.

**Note:** Once concrete is poured, the height of paver or wall units can no longer be adjusted.



#### 4 RESTRAINT SYSTEM

To prevent pavers from shifting, a concrete edge will be constructed or an edge restraint fixed with long metal spikes. For walls, adhesive can be used to secure rows of blocks together. Larger retaining walls may require geogrid every few layers to secure the wall into the soil that is being retained.

#### 5 JOINT MATERIAL

There are three types of joint material to choose from:

**Basic Jointing Sand** – Years ago, this was the only joint material available. As it wears away, issues with weeds could arise. If you decide to choose basic sand, we advise using a joint stabilizing sealant and be ready to top up the sand as necessary.

**Polymeric Sand** – This special sand is blended with a binding ingredient to help it stay in place longer. However, it's not right for every project and needs to be installed with care to prevent hazing.

**Resin Sand** – Resin sands are the strongest jointing sand available, and have been proven to have the longest lifespan of any jointing sand. Different resin sands are available for various uses.

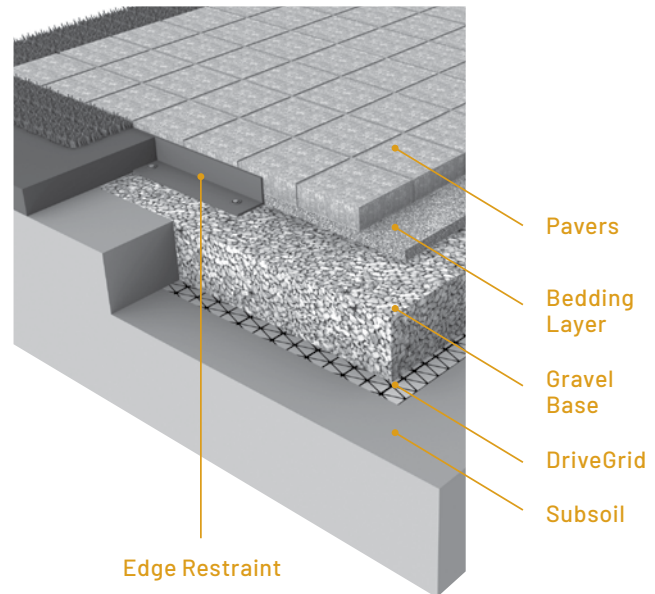
#### 6 SEALING

Unilock pavers will be durable with or without a sealer. Some homeowners may choose to apply a sealer to enhance paver color, while others choose to appreciate the color of the pavers as they are. If you decide to seal, be prepared to re-seal your pavers every 3-5 years.

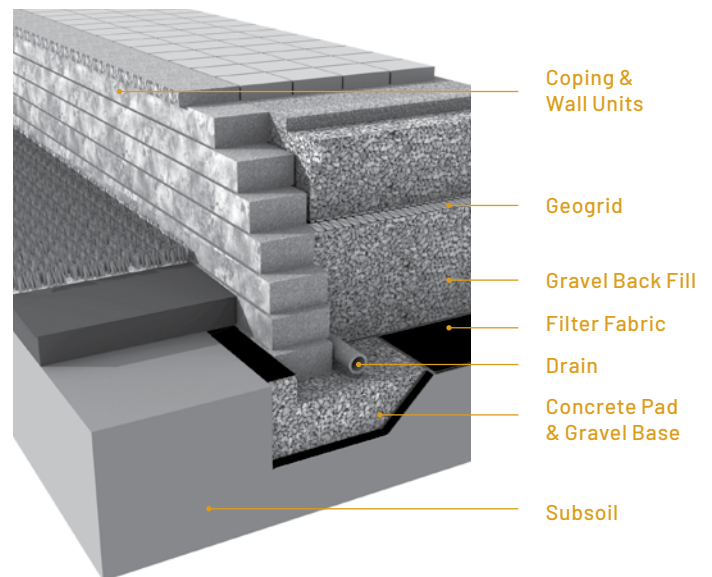
##### Factory-Sealed Products

Elegance® pavers and Unilock® pavers manufactured with EasyClean™ have been pre-sealed at the factory. To clean and brighten the surface at any time, a gentle power washing of the surface is recommended. If you wish to re-seal, wait a minimum of three years before applying sealant. Use only solvent-based sealants.

#### PAVER CONSTRUCTION



#### WALL CONSTRUCTION



A proper base ensures that your pavers and walls won't shift during freeze/thaw cycles.

# The Choice of Design Professionals

---

For decades, architects, landscape architects, and engineers have used the same Unilock products that are available to homeowners to design world-class commercial spaces across North America.





**Indianapolis Motor Speedway, Indianapolis, IN** Designer: Browning Day Mullins Dierdorf

**Pier 4, Boston, MA**  
Designer: Mikyoung Kim Design



**White Plains Public Library, White Plains, NY**  
Designer: IQ Landscape Architects

# Our Quality Commitment

---



Unilock was the first concrete paver manufacturer in North America to offer a Lifetime Guarantee, and since then we have continued to stand behind it to ensure customers are completely satisfied with our products. With almost 2 billion stones in the ground, that's quite the commitment!

Our products are better and stronger than other brands. In fact, our internal standards of manufacturing in the USA and Canada far exceed industry standards set by ASTM (American Society for Testing and Materials) and CSA (Canadian Standards Association) and other European organizations.

## LIFETIME GUARANTEE - RESIDENTIAL

Our Transferable Lifetime Guarantee warranties the structural integrity of Unilock concrete paving stones and retaining wall units when used in residential applications. It covers any structural failure or deterioration of the concrete unit resulting from normal use or from the reasonable application of sodium chloride (common rock salt used for de-icing). StoneMark™ products have the same warranties as Unilock paving stones and retaining walls, but cannot be warranted against damage resulting from de-icing products.

Any materials installed and maintained to our guidelines, and subject to normal wear, that prove defective, will be replaced without cost. Proof of purchase is required. Customers are encouraged to submit receipts to us as soon as their project is complete, using the Unilock

Warranty Registration Form on our website (Unilock.com).

Purchasers need to ensure that the product they purchase is appropriate for their intended application; for example, only certain thicknesses of products are appropriate for driveways. Color matching of the replacement product and/or lost time cannot be guaranteed and labor costs related to installing replacement product is not included. Unilock reserves the right to seek a professional diagnosis and opinion to determine the exact cause of the product failure. If the failure falls within our warranty parameters, Unilock will replace the defective product.

**EXCLUSIONS** – Unfortunately, some things are beyond the control of Unilock, and are therefore not covered by this warranty. These include: naturally occurring efflorescence, hazing from polymeric jointing sand, scratching and chipping resulting from snow removal or construction equipment, damage caused by natural or un-natural disasters, or negligence by anyone other than Unilock. While EasyClean helps to increase a paver's resistance to staining from various substances, it does not make our products stain-proof nor does it resist every kind of stain. The Unilock warranty also does not cover deterioration or damage as a result of poor design or poor installation practices that are contrary to specifications as laid out by ICPI (Interlocking Concrete Pavement Institute) and the NCMA (National Concrete Masonry Association). For more information please visit [www.icpi.org](http://www.icpi.org) and [www.ncma.org](http://www.ncma.org). Additionally, please refer to the Maintenance, Color and Installation Advisories.

## MAINTENANCE ADVISORY

### 1. Cleaning and Sealing

As with anything that is outdoors, Unilock products are subject to harsh weather, dust, acid rain, leaf stains, water stains and general wear from foot or vehicular traffic. Therefore, periodic cleaning using environmentally safe detergents designed for cleaning concrete is recommended to maintain a bright, fresh appearance.

To make subsequent cleaning easier and more effective, a concrete sealer can be applied to new or cleaned products to help prevent the penetration of substances that can cause stains.

There are many types of concrete cleaners and sealers on the market. Always read the instructions carefully before using the product to make sure that it will function as expected. Testing first, in a small unobtrusive area, is always a good idea to ensure the results are acceptable. Consult your local hardscape dealer to find the products best suited for your paver or wall installation.

### 2. Winter Maintenance

Snow removal by way of metal blades on plows or shovels will scratch and chip the surface of pavers, causing permanent damage. To mitigate this risk, metal snow clearing blades must always have a polyurethane or rubber cutting edge attached when plowing pavers.

De-icing Salts - The use of de-icing products on paver surfaces is important for safety and to help mitigate snow accumulation. Most de-icing products will have some effect on concrete, even if the product label indicates that it



is safe on concrete. If you must use a de-icing product, we recommend that you use Sodium Chloride (ordinary rock salt) or Calcium Chloride (for colder climates). Always apply sparingly. The use of de-icing products on StoneMark, wet-cast pavers, slabs or coping may damage the product and therefore is not recommended. Whenever possible use a coarse sand as an anti-slip measure instead of de-icing chemicals.

## COLOR ADVISORY

### 1. Selection

Due to the inherently variable nature of printed materials and digital monitors, Unilock cannot guarantee that products will match the color of printed or online images. Therefore, when making final product selections, decisions should be made based on actual stones which are readily available from Unilock, Authorized Contractors or Authorized Dealers. Most Unilock products are not comprised of a single color, but rather contain blended colors for a more natural appearance. This means that there will be significant color variance from stone to stone, so purchasers should view multiple units together to get a more accurate impression of the overall color.

*Note:* Unilock Natural Stone variations are outside the control of Unilock. Purchasers of natural stone must be willing to accept this inherent variability.

### 2. Pre-installation checking

Always check the label to ensure that the Unilock product delivered to your project is the product and color ordered. If there is a discrepancy, or if the product

inside the packaging doesn't appear to be correct, contact your hardscape dealer before installing any pavers or wall units. If the product is installed, it indicates your acceptance of the products as delivered.

### 3. Blending

If the project requires more than one bundle of product it's always a good idea to draw product from several bundles when installing, as this ensures that any variation between bundles will be seamlessly integrated in the project. When bundles are from different production runs, random selection from multiple bundles is even more important.

### 4. Efflorescence

Efflorescence is a naturally occurring process that may appear as a white or light grey powder on the surface of concrete, clay or natural stone. It is temporary, and will disappear over time. However, if it is bothersome, an efflorescence cleaner can be used to remove it. There is no way to predict or prevent efflorescence. Because it does not compromise the structural integrity of the product, it is not covered by Unilock product warranties.

## INSTALLATION ADVISORY

### 1. Construction Residue

While a certain amount of dirt on pavers and walls is inevitable during the construction phase, installers are strongly encouraged to clean as they go as construction residue can embed in the surface and become difficult to remove. The slurry produced during wet-saw cutting is particularly stubborn to clean if allowed to dry on the surface of



Visit [Unilock.com](http://Unilock.com) to register for your Transferable Lifetime Guarantee.

pavers. Unilock warranties do not cover stains caused by a failure to remove construction residue.

### 2. Polymeric Haze

Surface hazing caused by polymeric jointing sand is not the responsibility of Unilock. Polymeric jointing sand should only be installed by an experienced and knowledgeable contractor. Any sand that is left on the surface prior to activation will result in a haze that is very difficult and time-consuming to remove. Only the highest quality, brand name polymeric sand that is guaranteed by the manufacturer should be used.

### 3. Compaction Damage

Both smooth and textured paver surfaces can be scratched by compaction equipment used to 'flatten' a new paver installation. Therefore, metal plate compactors must be fitted with a polyethylene mat to protect the paver surface from becoming scratched, or a superior option is to use a rubber-roller compactor instead. Damage to product surfaces caused by failure to follow these instructions is not covered by Unilock product warranties.

## FIRE PIT WARNING

Wood-burning fire pits must be lined with a proper metal insert or refractory (fire-rated) brick to protect the concrete components from extreme exposure to heat. Extreme heat on a concrete surface may affect the structural integrity of the concrete and can be dangerous. The floor of the fire pit should always be constructed using refractory brick or a sand bed. For your safety, always use a spark screen over the fire.

# Index

## PAVERS AND SLABS

Arcana™	99
Artline™	87
Beacon Hill™ Flagstone	75
Beacon Hill Smooth	77
Boulevard™	80
Bristol Valley®	79
Brussels Block®	62
Camelot™	64
Copthorne®	119
Courtstone®	111
Eco-Line®	68
Eco-Optiloc™	67
Eco-Priora™	66
Eco-Promenade®	69
Hex™	92
Holland Premier™	71
Hollandstone™	65
Il Campo®	70
Mattoni™	73
Natural Stone	103
Porcelain Tile	104
Promenade Plank Paver	89
Promenade Premier	91
Richcliff®	107
Series™	85
Skyline™	100
Soreno™	101
Thornbury™	81
Town Hall®	115
Treo® Premier	84
Treo Smooth	83
Tribeca Cobble™	93
Umbriano® 60mm	95
Umbriano® 70mm	97
Westport™	63

## COVER

**Pavers:** Arcana™ with Mattoni™ accent rug

**Walls:** U-Cara® Smooth with Architectural Coping

## RETAINING WALLS AND VERTICALS

Brussels Dimensional System™	135
Dimensional Smooth™	135
Estate Wall™	133
Lineo™ Dimensional Stone	131
Pisa™	136
Pisa XL	137
Pisa Smooth XL	138
RomanPisa™	141
RomanStack™	143
SienaEdge™	139
SienaStone™	140
SplitN'Stack™	142
U-Cara®	124-127
U-Cara Modular System	128
U-Cara Wall Mount System	129

## STEPS, TREADS, COPING & CAPS

Architectural Coping & Cap	153
Brussels Fullnose™	155
Double Fullnose™	155
Ledgestone™	152
Natural Stone	154
SienaStone™	154
Pisa	155
Umbriano Coping	153
Universal Coping	154

## TOPICS OF INTEREST

Borders & Accents	13
Coatings & Finishes	8
Classic	50
ColorFusion™	9, 57
Construction Process	164
Contractor Tips	162
Coping	150-155
Coping Pairings Guide	59
EnduraColor™	50
Elegance™	50
EasyClean™	8, 56
Fire Features & Firepits	144
Joint Material	13
Laying Patterns	12
Maintenance	161
Outdoor Idea Center	158
Outdoor Kitchens	146
Paver Reference Guide	58
Permeable Pavers	53
Pillars	148
Reala™	55
Retaining Walls	122-141
Steps	150-155
Ultima™	54
Unilock Resources	160
Wall Reference Guide	59
Water Features	148

Unilock Ltd. and Hengestone Holdings, Inc. are the owners or authorized users of all trademarks used in this publication unless otherwise specified. Umbriano® are trademarks of Metten Stein + Design GmbH & Co KG used under license by Unilock®. Measurements throughout this portfolio are nominal. Not all products shown are available at all Unilock locations. Log on to [Unilock.com](http://Unilock.com) for availability. Colors shown in this catalog should be used only as a guide. Colors should always be chosen from actual samples. Contact your local Unilock representative for color availability in your area.



## FOLLOW US

[Instagram](#) [Facebook](#) [LinkedIn](#) [Pinterest](#) [YouTube](#) @Unilock [Twitter](#) [TikTok](#) @UnilockLife





**BOSTON**  
(508) 278-4536

**CHICAGO**  
(630) 892-9191

**MILWAUKEE**  
(262) 742-3890

**KANSAS**  
(913) 417-7985

**MICHIGAN**  
(248) 437-7037

**NEW YORK**  
(845) 278-6700

**MID-ATLANTIC**  
(202) 798-2060

**ONTARIO**  
(416) 646-9000

**CINCINNATI / KY / TN**  
(513) 202-0219

**OHIO/WESTERN PA  
/WNY&CNY**  
(330) 927-4000

**UNILOCK.COM**  
1-800-UNILOCK

